



My Reader's Notebook
for



My Name: _____

COPYRIGHT 2011 BY MICHAEL FRICHTROOD

My Reader's Notebook
for



My Name: _____

COPYRIGHT 2011 BY MICHAEL FRICHTROOD

How to use this Notebook:

Your notebook has activities that go with each chapter of the book.



This symbol means to complete the activity before you read the chapter.




This symbol means to complete the activity as you read the chapter.



This symbol means to complete the activity after you read the chapter.



This symbol means to complete the activity after you are finished with the whole book.




If you are using this notebook with a book club, this symbol will let you know when it is time to meet as a group.

How to use this Notebook:

Your notebook has activities that go with each chapter of the book.



This symbol means to complete the activity before you read the chapter.




This symbol means to complete the activity as you read the chapter.



This symbol means to complete the activity after you read the chapter.



This symbol means to complete the activity after you are finished with the whole book.




If you are using this notebook with a book club, this symbol will let you know when it is time to meet as a group.

Grumpy-Grumpy

Are you ever in a bad mood?



Draw a picture of something that makes you grumpy.



caption

READING
BEFORE
ACTIVITY

Chapter ONE: Spring




Grumpy-Grumpy

Are you ever in a bad mood?



Draw a picture of something that makes you grumpy.



caption

READING
BEFORE
ACTIVITY

Chapter ONE: Spring



Hibernation Information!

Frogs and Toads

in Winter

Hibernation is a type of sleep that some animals do during winter. Did you know that many types of frogs and toads hibernate? Some are good diggers and will burrow into the soil or mud.

Others may hibernate in an old log, a crack in a rock, or even

under
fallen
leaves.



Where might a
frog or toad go
to hibernate?

1. _____
2. _____
3. _____
4. _____

READING
BEFORE
ACTIVITY

Chapter ONE: Spring

Hibernation Information!

Frogs and Toads

in Winter

Hibernation is a type of sleep that some animals do during winter. Did you know that many types of frogs and toads hibernate? Some are good diggers and will burrow into the soil or mud.

Others may hibernate in an old log, a crack in a rock, or even

under
fallen
leaves.



Where might a
frog or toad go
to hibernate?

1. _____
2. _____
3. _____
4. _____

READING
BEFORE
ACTIVITY

Chapter ONE: Spring

{Structured Notes}
Todd's Answers

As you read the first chapter, write down Todd's answers to Frog.

Frog does what? Todd's answer

Frog knocks.
(pause after p.4)

Frog says that it's spring.
(pause after p.4)

Frog says to wake up.
(pause after p.5)

Frog asks where Todd is.
(pause after p.6)

Frog pushes Todd onto the porch. (pause after p.7)

Frog explains what they'll do together. (pause after p.9)



Chapter ONE: Spring



{Structured Notes}
Todd's Answers

As you read the first chapter, write down Todd's answers to Frog.

Frog does what? Todd's answer

Frog knocks.
(pause after p.4)

Frog says that it's spring.
(pause after p.4)

Frog says to wake up.
(pause after p.5)

Frog asks where Todd is.
(pause after p.6)

Frog pushes Todd onto the porch. (pause after p.7)

Frog explains what they'll do together. (pause after p.9)



Chapter ONE: Spring



Text In Focus → pg. 13-14

Read page 13 and 14 again.
Then answer the questions.

1. How did Frog finally get Toad out of bed?

2. Which word do you think best fits what Frog did? Circle it.

Tricky Smart Mean

3. Do you think it is okay that Frog did this to his friend? Give a reason with your answer.

25

READING
* AFTER *
ACTIVITY

Chapter ONE: Spring



Text In Focus → pg. 13-14

Read page 13 and 14 again.
Then answer the questions.

1. How did Frog finally get Toad out of bed?

2. Which word do you think best fits what Frog did? Circle it.

Tricky Smart Mean

3. Do you think it is okay that Frog did this to his friend? Give a reason with your answer.

25

READING
* AFTER *
ACTIVITY

Chapter ONE: Spring




Sick of Being Sick!

Being sick is no fun! But what things help
YOU feel better when you are sick?

Things that help
me feel better:

- 1.
- 2.
- 3.
- 4.

Choose one from
your list to draw.



READING
BEFORE

Chapter Two: The Story



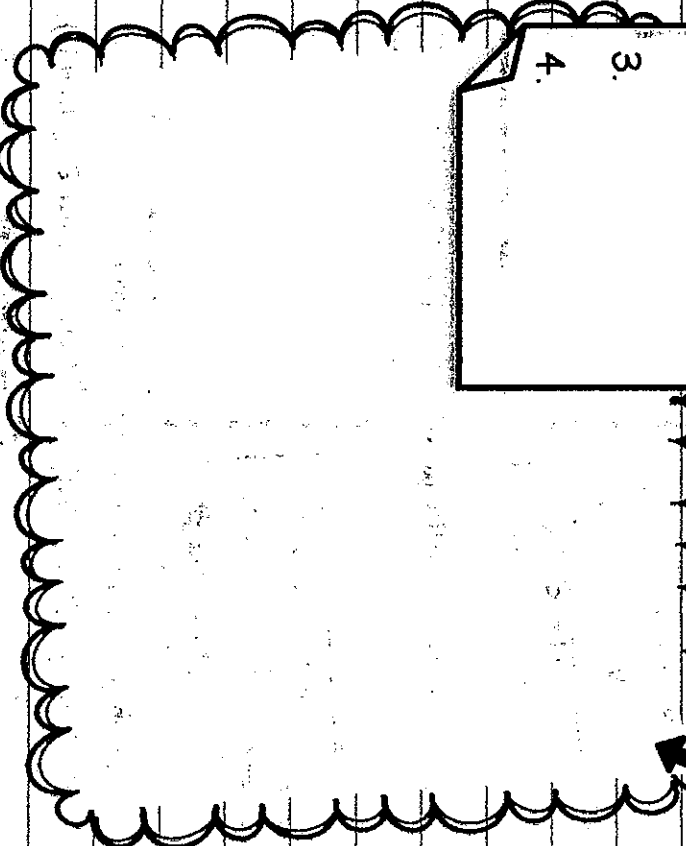
Sick of Being Sick!

Being sick is no fun! But what things help
YOU feel better when you are sick?

Things that help
me feel better:

- 1.
- 2.
- 3.
- 4.

Choose one from
your list to draw.



READING
BEFORE

Chapter Two: The Story



Vocabulary

"Green" is more than just the color of grass!
Draw a picture to show each new meaning of green.

'green' can describe a sick person.

He's looking a little green. Maybe he has the flu.

'green' can describe a jealous person.

She was green with envy because she wanted her brother's toy.

'green' can describe a good gardener.

Your flowers look

great. You must have a green thumb.

READING
BEFORE
ACTIVITY

Chapter Two: The Story



6

COPYRIGHT 2014 BY MICHAEL FRICIMOOD

Vocabulary

"Green" is more than just the color of grass!
Draw a picture to show each new meaning of green.

'green' can describe a sick person.

He's looking a little green. Maybe he has the flu.

'green' can describe a jealous person.

She was green with envy because she wanted her brother's toy.

'green' can describe a good gardener.

Your flowers look

great. You must have a green thumb.

READING
BEFORE
ACTIVITY

Chapter Two: The Story




6

COPYRIGHT 2014 BY MICHAEL FRICIMOOD

{Structured Notes}
Todd's Trouble

As you read the second chapter, write down the things Todd does to think of a story.



What does Todd try?

Does it work?

On page 19....

On page 20....

On page 22....

On page 24....

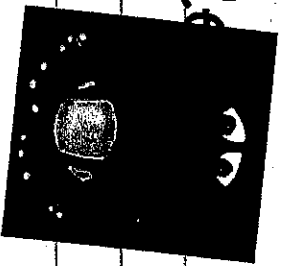


Chapter Two: The Story



{Structured Notes}
Todd's Trouble

As you read the second chapter, write down the things Todd does to think of a story.



What does Todd try?


Does it work?

On page 19....

On page 20....

On page 22....

On page 24....



Chapter Two: The Story



Take It Further!

What if Toad had NOT fallen asleep at the end of the chapter? What would he have said to Frog about his story?

Do you think Toad would have noticed where Frog's story came from? How do you know?

READING
* AFTER *
ACTIVITY

Chapter Two: The Story



8

COPYRIGHT 2011 BY MICHAEL FRICHOOD

Take It Further!

What if Toad had NOT fallen asleep at the end of the chapter? What would he have said to Frog about his story?

Do you think Toad would have noticed where Frog's story came from? How do you know?

READING
* AFTER *
ACTIVITY

Chapter Two: The Story



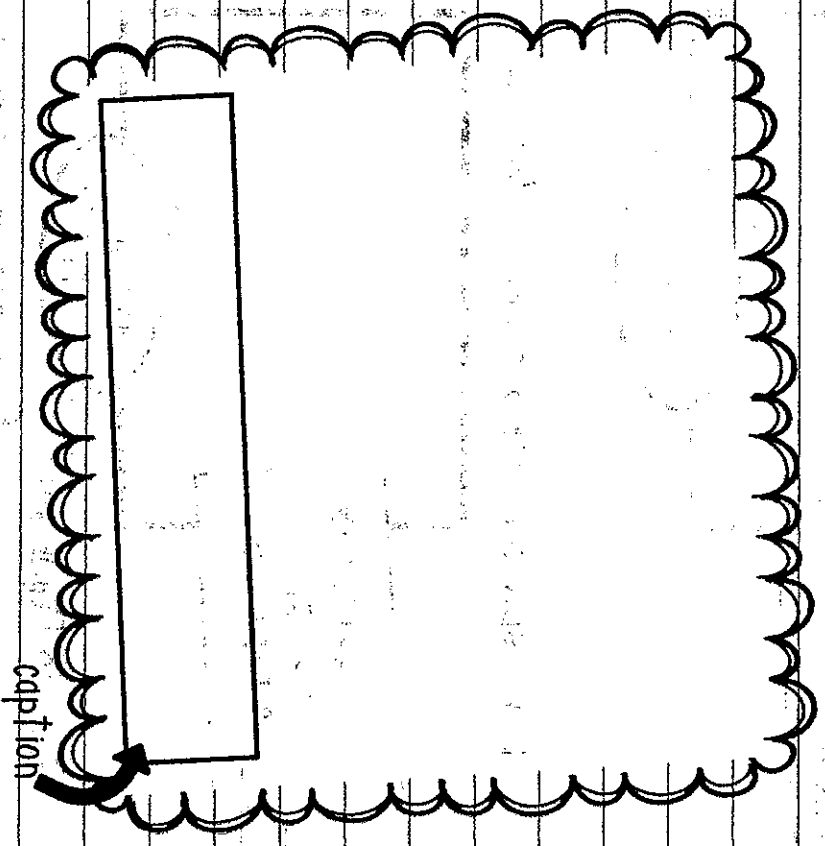
8

COPYRIGHT 2011 BY MICHAEL FRICHOOD

Helping a Friend

Friends help each other when they need it.

Draw a picture of something you
have done to help a friend.



caption

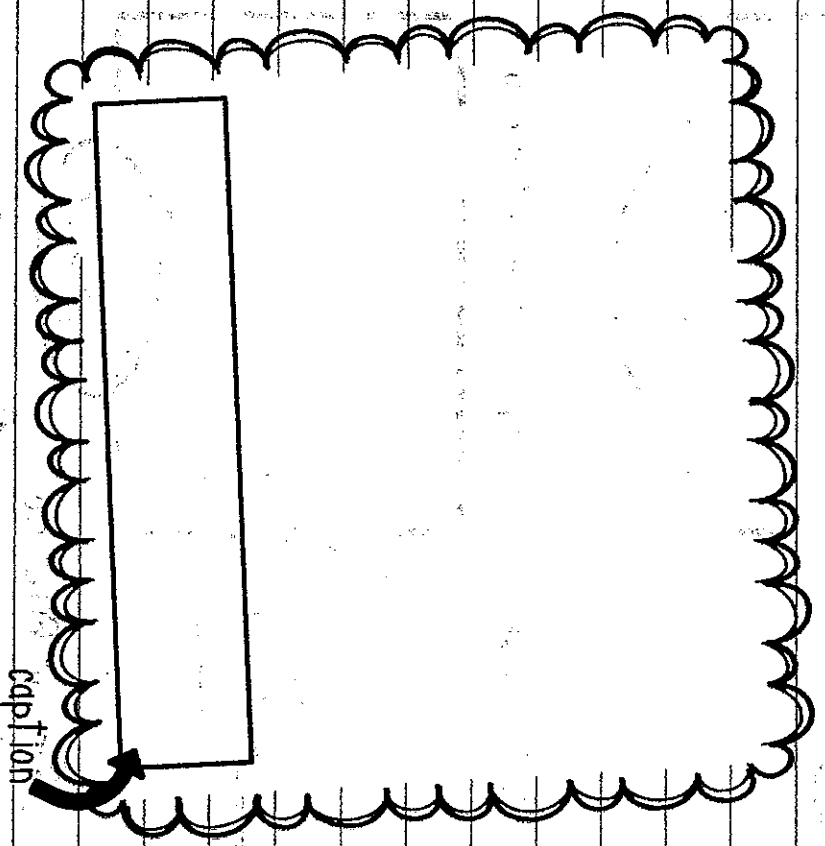
READING
BEFORE

ACTIVITY Chapter THREE: A Lost Button

Helping a Friend

Friends help each other when they need it.

Draw a picture of something you
have done to help a friend.



caption

READING
BEFORE

ACTIVITY Chapter THREE: A Lost Button

Vocabulary

Finish each picture
to show the
meaning of "cry."

Waddhi
Waddhi

You might
CRY if you
get hurt.

The baby cried because she was hungry.

Land ho!

You might
CRY out if you get
excited or upset.

"Land ho!" cried the sailor to the captain.

READING
BEFORE

Chapter THREE: A Lost Button

10

COPYRIGHT 2011 BY MICHAEL FRICEMOOD

Vocabulary

Finish each picture
to show the
meaning of "cry."

Waddhi
Waddhi

You might
CRY if you
get hurt.

The baby cried because she was hungry.

Land ho!

You might
CRY out if you get
excited or upset.

"Land ho!" cried the sailor to the captain.

READING
BEFORE

Chapter THREE: A Lost Button

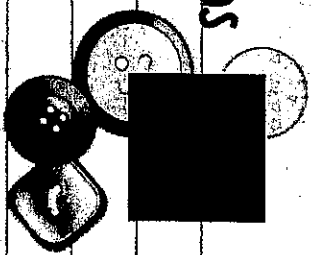
10

COPYRIGHT 2011 BY MICHAEL FRICEMOOD

Finding Buttons

{Structured Notes}

As you read the third chapter, write down details about the buttons Frog and Todd find.



Which Button?	Found where or how?
---------------	---------------------

Black Button
(pause after p.31)

Two-hole Button
(pause after p.32)

Small Button
(pause after p.33)

Square Button
(pause after p.34)

Thin Button
(pause after p.35)

Todd's Missing Button
(pause after p.37)

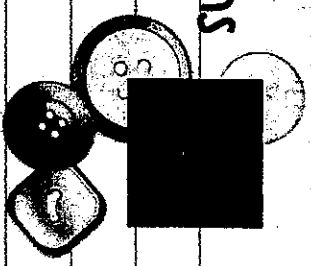


Chapter THREE: A Lost Button

Finding Buttons

{Structured Notes}

As you read the third chapter, write down details about the buttons Frog and Todd find.



Which Button?	Found where or how?
---------------	---------------------

Black Button
(pause after p.31)


Two-hole Button
(pause after p.32)

Small Button
(pause after p.33)

Square Button
(pause after p.34)

Thin Button
(pause after p.35)

Todd's Missing Button
(pause after p.37)



Chapter THREE: A Lost Button

Text In Focus → pg. 38-39

Read page 38 and 39 again.
Then answer the questions.

1. What did Todd do with all of the buttons he found?

2. What does the jacket tell you about how Todd feels about Frog?

3. In the story, Todd doesn't tell Frog that he found his lost button.

Is Todd being dishonest? Yes No

How do you know?

READING
* AFTER *
ACTIVITY

Chapter THREE: A Lost Button

Text In Focus → pg. 38-39

Read page 38 and 39 again.
Then answer the questions.

1. What did Todd do with all of the buttons he found?

2. What does the jacket tell you about how Todd feels about Frog?

3. In the story, Todd doesn't tell Frog that he found his lost button.

Is Todd being dishonest? Yes No

How do you know?


READING
* AFTER *
ACTIVITY

Chapter THREE: A Lost Button

Let's Go for a Swim!

Do you like to swim? On a hot summer day, what would you do in the swimming pool?

Draw a picture of a fun pool activity.



caption

READING
BEFORE
ACTIVITY


Chapter FOUR: A Swim



Let's Go for a Swim!

Do you like to swim? On a hot summer day, what would you do in the swimming pool?

Draw a picture of a fun pool activity.



caption

READING
BEFORE
ACTIVITY

Chapter FOUR: A Swim



{Structured Notes}
A Funny Show



As you read the fourth chapter, write down the animals that want to see Todd.

In the text _____ What Animal? _____

The First Animal
(pause after p.44)

The Second Animal
(pause after p.46)

The Third Animal
(pause after p.46)

The Fourth Animal
(pause after p.47)

The Fifth Animal
(pause after p.47)

Which animals laugh at Todd when he comes out of the water?



{Structured Notes}
A Funny Show



As you read the fourth chapter, write down the animals that want to see Todd.

In the text _____ What Animal? _____

The First Animal
(pause after p.44)


The Second Animal
(pause after p.46)

The Third Animal
(pause after p.46)

The Fourth Animal
(pause after p.47)

The Fifth Animal
(pause after p.47)

Which animals laugh at Todd when he comes out of the water?



Text

In Focus → pg. 52

Read page 52 again.
Then answer the questions.

1. Are you surprised at what Frog says to Toad on this page? Yes No

2. Is Frog being...

Honest?

Ruder?

Honest and Ruder?

3. What does this page show you about Frog and Todd's friendship?

4. Look at the illustration of Todd.

What is Todd feeling?

READING
* AFTER *ACTIVITY

Chapter FOUR: A Swim



Text

In Focus → pg. 52

Read page 52 again.
Then answer the questions.

1. Are you surprised at what Frog says to Toad on this page? Yes No

2. Is Frog being...

Honest?

Ruder?

Honest and Ruder?

3. What does this page show you about Frog and Todd's friendship?

4. Look at the illustration of Todd.

What is Todd feeling?

READING
* AFTER *ACTIVITY

Chapter FOUR: A Swim



Vocabulary

What are two things you *like* to wait for? Draw them!

#1

#2

What are two things you *do not like* to wait for? Draw them!

#1

#2

READING
BEFORE
ACTIVITY

Chapter Five: The Letter



Vocabulary

What are two things you *like* to wait for? Draw them!

#1

#2

What are two things you *do not like* to wait for? Draw them!

#1

#2

READING
BEFORE
ACTIVITY

Chapter Five: The Letter



{Structured Notes}

Setting Changes

As you read the last chapter, write down every time the setting changes.

Setting is where the story takes place.

Which page?

Where is the story now?

page 53

page 56

page 57

page 58

page 63



Chapter FIVE: The Letter



{Structured Notes}

Setting Changes

As you read the last chapter, write down every time the setting changes.

Setting is where the story takes place.

Which page?

Where is the story now?

page 53

page 56

page 57

page 58

page 63



Chapter FIVE: The Letter



Take It Further!

Why did the author make Frog
give Todd's letter to Snail?

How would the story be different if
Frog had given Todd's letter to a bird?



READING
* AFTER *
ACTIVITY

Chapter FIVE: The Letter



Take It Further!

Why did the author make Frog
give Todd's letter to Snail?

How would the story be different if
Frog had given Todd's letter to a bird?



READING
* AFTER *
ACTIVITY

Chapter FIVE: The Letter



Who's more...?

*Use the whole story for this page.

For each question, choose Frog or Todd. Then tell what happened in the story that helped you know.


1. Who's more... **shy**?

How do you know?



2. Who's more... **clever**?

How do you know?



3. Who's more... **caring**?

How do you know?



Who's more...?

*Use the whole story for this page.

For each question, choose Frog or Todd. Then tell what happened in the story that helped you know.

1. Who's more... **shy**?

How do you know?



2. Who's more... **clever**?

How do you know?



3. Who's more... **caring**?

How do you know?



